

User Manual

DEALER: This manual MUST be given to the user of the product.

USER: BEFORE using this product, read this manual and save for future reference.

Invacare® Matrix® Flo-tech

Model Number FT



Yes, you can.®



I General

I.1 Symbols

Signal words are used in this manual and apply to hazards or unsafe practices which could result in personal injury or property damage. See the information below for definitions of the signal words.



WARNING

Warning indicates a potentially hazardous situation which, if not avoided, could result in death or serious injury.

CAUTION

Caution indicates a potentially hazardous situation which, if not avoided, may result in property damage or minor injury or both.



Gives useful tips, recommendations and information for efficient, trouble-free use.

I.2 Overview

Important Information

The best way to avoid problems related to pressure sores is to understand their causes and your role in a skin management program. Your therapist and physician should be consulted if you have questions regarding individual limitations and needs.

All cushions should be selected carefully. Working with your therapist and physician is the best way to assure that a cushion choice matches your individual needs. As the needs of the individual become more complex, cushion evaluation becomes more important.

Invacare Matrix Flo-tech

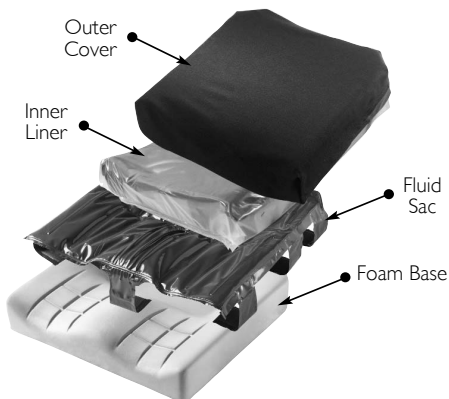
The Invacare Matrix Flo-tech cushion uses a combination of molded foam and dual layer fluid sacs to provide the highest level of skin protection for users with high risk of skin breakdown.

Fluid Sac


The fluid sac utilizes a unique dual-layer fluid design in the ischial/sacral areas to help prevent bottoming out.

Inner Liner and Outer Cover

The inner liner is moisture resistant to protect the foam. The outer cover is water resistant and breathable. Regular cleaning and inspection of the covers is recommended. Refer to [Care and Maintenance](#) on page 3.



2 Safety

-  Check ALL parts for shipping damage. If shipping damage is noted, DO NOT use. Contact carrier/dealer for further instruction.

2.1 Intended Use

The Invacare Matrx Flo-tech cushion is designed to provide the highest level of skin protection for users with high risk of skin breakdown.

2.2 General Warnings



WARNING

DO NOT USE THIS PRODUCT OR ANY AVAILABLE OPTIONAL EQUIPMENT WITHOUT FIRST COMPLETELY READING AND UNDERSTANDING THESE INSTRUCTIONS AND ANY ADDITIONAL INSTRUCTIONAL MATERIAL SUCH AS OWNER'S MANUALS, SERVICE MANUALS OR INSTRUCTION SHEETS SUPPLIED WITH THIS PRODUCT OR OPTIONAL EQUIPMENT. IF YOU ARE UNABLE TO UNDERSTAND THE WARNINGS, CAUTIONS OR INSTRUCTIONS, CONTACT A HEALTHCARE PROFESSIONAL, DEALER OR TECHNICAL PERSONNEL BEFORE ATTEMPTING TO USE THIS EQUIPMENT - OTHERWISE, INJURY OR DAMAGE MAY OCCUR.

ACCESSORIES WARNING

Invacare products are specifically designed and manufactured for use in conjunction with Invacare accessories. Accessories designed by other manufacturers have not been tested by Invacare and are not recommended for use with Invacare products.

INSTALLATION WARNING

After any adjustments, repair or service and before use, make sure that all attaching component parts are secure.

Ensure the seat cushion is properly secured to the wheelchair before using. Otherwise injury or damage may occur.

Installing a cushion on a wheelchair may affect the center of gravity of the wheelchair and may cause the wheelchair to become unstable, potentially resulting in injury.

WARNING

Skin condition should be checked very frequently after the installation of any new seating system. Your therapist and physician should be consulted if you have any questions regarding individual limitations and needs.


Working with your therapist, physician, and equipment supplier is the best way to assure that a seating choice matches your individual needs.

As the needs of the individual become more complex, the seating evaluation becomes more important.

The cushion is designed to be used only at room temperature. If it is left at lower temperatures, always allow it to warm to room temperature before using. Sitting on extremely cold or hot surfaces can cause skin damage.

Avoid sharp objects or exposure to excessive heat or open flame.

2.3 Weight Limitation and Model Numbers

-  Refer to the chart for the weight limitation and stock model numbers.
Configured model numbers are: FT
Grey = size not available

WIDTH	DEPTH								WEIGHT LIMIT*
	14 IN (36 CM)	16 IN (41 CM)	17 IN (43 CM)	18 IN (46 CM)	19 IN (48 CM)	20 IN (51 CM)	21 IN (53 CM)	22 IN (56 CM)	
14 in (36 cm)	FT1414	FT1416							300 lbs (136 kg)
15 in (38 cm)		FT1516	FT1517	FT1518	FT1519	FT1520	FT1521		
16 in (41 cm)		FT1616	FT1617	FT1618	FT1619	FT1620	FT1621		
17 in (43 cm)		FT1716	FT1717	FT1718	FT1719	FT1720	FT1721		
18 in (46 cm)		FT1816	FT1817	FT1818	FT1819	FT1820	FT1821		
19 in (48 cm)		FT1916	FT1917	FT1918	FT1919	FT1920	FT1921		
20 in (51 cm)		FT2016	FT2017	FT2018					
20 in (51 cm)						FT2020		FT2022	500 lbs (227 kg)
21 in (53 cm)				FT2118		FT2120		FT2122	
22 in (56 cm)				FT2218		FT2220		FT2222	
23 in (58 cm)						FT2320		FT2322	
24 in (61 cm)						FT2420		FT2422	

3 Usage



Avoid the use of additional covers or padding between the user and the cushion, as this could reduce its effectiveness.

3.1 Installing the Invacare Matrix Flo-tech

1. Position the cushion so the material identification tags (not shown) face the rear.
2. Align the hook and loop strips (not shown) on the bottom of the cushion with those on the wheelchair seat.
3. Position the cushion onto the wheelchair as far back as possible.
4. Press down to ensure the hook and loop strips are firmly engaged.

4 Care and Maintenance

4.1 Cleaning



CAUTION

DO NOT use cleaning agents containing phenols or alcohols. Otherwise product damage may occur.

Outer Cover

The cover can be wiped clean with a damp towel. The cover can be removed for laundering. Unzip the cover and carefully remove the foam with inner liner. Machine wash in warm water and hang dry. Dry completely before reinstalling the outer cover.

Inner Liner

The inner liner should not be removed from the foam.

4.2 Inspection



WARNING

DO NOT continue to use this product if problems are discovered. Corrective maintenance can be performed at or arranged through your equipment supplier.

Visually inspect parts including upholstery materials, foams (if accessible), and plastics, for deformation, corrosion, breakage, wear or compression.

5 After Use

5.1 Reuse



WARNING: Risk of Injury

Always have a dealer inspect the product for damage before transferring the product to a different user. If any damage is found, DO NOT use the product. Otherwise injury may occur.

6 Warranty

PLEASE NOTE: THE WARRANTY BELOW HAS BEEN DRAFTED TO COMPLY WITH FEDERAL LAW APPLICABLE TO PRODUCTS MANUFACTURED AFTER JULY 4, 1975.

This warranty is extended only to the original purchaser/user of our products.

This warranty gives you specific legal rights and you may also have other legal rights which vary from state to state.

Invacare/Motion Concepts warrants this product to be free from defects in materials and workmanship for three years of use by original purchaser.

This warranty does not apply to punctures, tears or burns, nor to the removable cushion cover or inner liner. If within such warranty period any such product shall be proven to be defective, such product shall be repaired or replaced, at Invacare's/Motion Concepts' option, with refurbished or new parts. This warranty does not include any labor or shipping charges incurred in replacement part installation or repair of any such product.

Product repairs shall not extend this warranty - coverage for repaired product shall end when this limited warranty terminates. Invacare's/Motion Concepts' sole obligation and your exclusive remedy under this warranty shall be limited to such repair and/or replacement.

For warranty service, please contact the dealer from whom you purchased your Invacare/Motion Concepts product. In the event you do not receive satisfactory warranty service, please write directly to Invacare/Motion Concepts at the address on the back cover. Provide dealer's name, address, model number, the date of purchase, indicate nature of the defect and, if the product is serialized, indicate the serial number.

Invacare Corporation/Motion Concepts will issue a return authorization. The defective unit or parts must be returned for warranty inspection using the serial number, when applicable, as identification within thirty (30) days of return authorization date. DO NOT return products to our factory without our prior consent. C.O.D. shipments will be refused; please prepay shipping charges.

LIMITATIONS AND EXCLUSIONS: THE WARRANTY SHALL NOT APPLY TO PROBLEMS ARISING FROM NORMAL WEAR OR FAILURE TO ADHERE TO THE ENCLOSED INSTRUCTIONS. IN ADDITION, THE FOREGOING WARRANTY SHALL NOT APPLY TO SERIAL NUMBERED PRODUCTS IF THE SERIAL NUMBER HAS BEEN REMOVED OR DEFACED; PRODUCTS SUBJECT TO NEGLIGENCE, ACCIDENT, IMPROPER OPERATION, MAINTENANCE OR STORAGE; OR PRODUCTS MODIFIED WITHOUT INVACARE'S/MOTION CONCEPTS' EXPRESS WRITTEN CONSENT INCLUDING, BUT NOT LIMITED TO: MODIFICATION THROUGH THE USE OF UNAUTHORIZED PARTS OR ATTACHMENTS; PRODUCTS DAMAGED BY REASON OF REPAIRS MADE TO ANY COMPONENT WITHOUT THE SPECIFIC CONSENT OF INVACARE/MOTION CONCEPTS; PRODUCTS DAMAGED BY CIRCUMSTANCES BEYOND INVACARE'S/MOTION CONCEPTS' CONTROL; PRODUCTS REPAIRED BY ANYONE OTHER THAN AN INVACARE/MOTION CONCEPTS DEALER, SUCH EVALUATION SHALL BE SOLELY DETERMINED BY INVACARE/MOTION CONCEPTS.

THE FOREGOING WARRANTY IS EXCLUSIVE AND IN LIEU OF ALL OTHER EXPRESS WARRANTIES, IF ANY, INCLUDING THE IMPLIED WARRANTIES OF MERCHANTABILITY AND FITNESS FOR A PARTICULAR PURPOSE.

IT SHALL NOT EXTEND BEYOND THE DURATION OF THE EXPRESSED WARRANTY PROVIDED HEREIN AND THE REMEDY FOR VIOLATIONS OF ANY IMPLIED WARRANTY SHALL BE LIMITED TO REPAIR OR REPLACEMENT OF THE DEFECTIVE PRODUCT PURSUANT TO THE TERMS CONTAINED HEREIN. INVACARE/MOTION CONCEPTS SHALL NOT BE LIABLE FOR ANY CONSEQUENTIAL OR INCIDENTAL DAMAGES WHATSOEVER.

THIS WARRANTY SHALL BE EXTENDED TO COMPLY WITH STATE/PROVINCIAL LAWS AND REQUIREMENTS.

Invacare

www.invacare.com

USA

One Invacare Way
Elyria, Ohio USA
44036-2125
440-329-6000
800-333-6900

Canada

570 Matheson Blvd. E Unit 8
Mississauga Ontario
L4Z 4G4 Canada
800-668-5324



Yes, you can.®

Motion Concepts

www.motionconcepts.com

USA

700 Ensminger Rd. Suite 112
Tonawanda, NY 14150
888-433-6818

Canada

84 Citation Dr.
Concord, Ontario L4K 3C1
905-695-0134
866-748-7943



© 2011 Invacare Corporation. All rights reserved. Republication, duplication or modification in whole or in part is prohibited without prior written permission from Invacare. Trademarks are identified by ™ and ®. All trademarks are owned by or licensed to Invacare Corporation or its subsidiaries unless otherwise noted.

Part No 1171791

Rev A - 02/11

